

OBTAINING YOUR CERTIFICATE OF GOOD STANDING

1. Go to **MassTax Connect** at: https://mtc.dor.state.ma.us/mtc/_/ (or search for “mass tax connect”)
2. Under “Individual”, choose “Request a certificate of good standing”

The screenshot displays the MassTax CONNECT website interface. At the top left is the "Mass.gov" logo, and at the top right is the "MassTax CONNECT" logo. Below the logos is a navigation bar with "Menu" and "Home" options. A secondary navigation bar includes "Contact Us", "Frequently Asked Questions", and "Video Tutorials".

The main content area features a "Log In" section on the left with a "Help" button, a "Username" input field, a "Password" input field, and a "Logon" button. Below the login fields are links for "Forgot Password?", "Forgot Username?", and "Create my username".

To the right of the login section is the "MassTax CONNECT" logo with the text "Massachusetts Department of Revenue".

Below the login section are three columns of "Quick Links":

- RETURN VERIFICATION**
 - Make a payment
 - Register a new taxpayer
 - Where's my refund?
 - Find a request
 - Taxpayer Bill of Rights
 - File and pay sales/use tax on boats and vehicles
 - Request motor vehicle sales tax abatement
- Business**
 - Request a certificate of good standing
 - Verify sales tax resale certificate
 - Submit annual certification of entity tax status
- Individual**
 - Request copy of previously filed tax return
 - Request a certificate of good standing (indicated by a red arrow)
 - Use late file/pay penalty and interest calculator
 - Explore personal income tax filing options
 - Use estimated tax penalty calculator (M-2210)

3. Select "Gaming Commission" from the "Application Type" drop down menu and fill out all required fields
- Under "ID Type", select SSN and enter your Social Security Number

Mass.gov MassTax CONNECT

Menu Home » **Certificate of Good Standing**

Contact Us Frequently Asked Questions Video Tutorials

CERTIFICATE OF GOOD STANDING (INDIVIDUAL) IP Address: 146.243.97.152

Enter Information Review & Submit Complete

Enter Application Information

Application Type: Gaming Commission Contact Name:

ID Type: SSN 123-45-6789

Legal Name: LEONARD NIMOY

Phone Number: (617)617-6171

E-mail Address: spock@gmail.com

Confirm Email: spock@gmail.com

Mailing Address

The Certificate of Good Standing will be mailed to the address provided below. It will also be available to download from MTC. Instructions to download will be emailed to the address provided above.

Country: USA

Street: 1 MAIN STREET

Unit Type: Unit #: City: MELROSE

State: MASSACHUSETTS Zip Code: 02176-6109 County: MIDDLESEX

Attention:

⚠ You must verify your address before proceeding. Verify Address

Cancel Next >

NOTE: You will need to enter your address and verify it, by clicking "Verify Address" before proceeding to the next step.

4. Review all information submitted and click "Submit"

Mass.gov

MassTax CONNECT

Menu Home » Cert of Good Standing - Ind

Contact Us Frequently Asked Questions Video Tutorials

CERT OF GOOD STANDING - IND IP Address: 172.16.230.125

Enter Information → **Review & Submit** → Complete

Request Summary


Confirm this information is accurate and then click the **Submit** button to submit your request. If you notice something was entered incorrectly, use the **Previous** button and correct it before submitting.

SSN: ***-**-6789
Legal Name: LEONARD NIMOY
Application Type: Gaming Commission
Phone Number: (617) 617-6171
Email Address: spock@gmail.com
Address: 1 MAIN ST
MELROSE, MA 2176-6109
USA

Attachments [Add Attachment](#)

TYPE	NAME	DESCRIPTION
------	------	-------------

[Cancel](#) [Previous](#) [Submit](#)



5. Take note of the Confirmation Code and Confirmation Number and click "OK".

Mass.gov

MassTax CONNECT

Menu Home » Cert of Good Standin... » Confirmation

Contact Us Frequently Asked Questions Video Tutorials

Enter Information Review & Submit Complete

Cert of Good Standing - Ind - Confirmation

Confirmation Code: fzswdx
Confirmation Number: 0-342-531-328
Submitted Date and Time: 7/17/2017 9:31:46 AM

Legal Name: LEONARD NIMOY

Thank you for submitting a Certificate of Good Standing application. The information you provided will be reviewed in a timely manner.

You can check on the status of your submission by navigating to the MassTaxConnect home page and clicking the **Find a Request** link under the **Quick Links** tab. Use your email address and the confirmation code, located above, to view the submission. If the submission is approved, the Certificate of Good Standing will be available to download from the same location. A copy of the Certificate will also be mailed to the address you provided.

Contact Us
If you need further assistance, please contact the Department of Revenue at (617) 887-6367 or toll-free in Massachusetts at (800) 392-6089. Business hours are 8:30AM to 4:30PM Monday - Friday.

OK Print Confirmation


6. Return to Mass Tax Connect and chose "Find a request" under "Quick Links".

The screenshot shows the MassTax CONNECT homepage. At the top left is the 'Mass.gov' logo. Below it is a navigation bar with 'Menu' and 'Home' (with a house icon). A secondary navigation bar contains 'Contact Us', 'Frequently Asked Questions', and 'Video Tutorials'. On the left side, there is a 'Log In' section with a 'Help' button, input fields for 'Username' and 'Password', a 'Logon' button, and links for 'Forgot Password?', 'Forgot Username?', and 'Create my username'. The main content area features the 'MassTax CONNECT' logo and 'Massachusetts Department of Revenue' text. Below the logo are three columns of 'Quick Links': 'RETURN VERIFICATION' (with a clipboard icon), 'Business' (with a building icon), and 'Individual' (with a person icon). Under 'RETURN VERIFICATION', the link 'Find a request' is highlighted with a red arrow pointing to it. Other links in this column include 'Make a payment', 'Register a new taxpayer', 'Where's my refund?', 'Taxpayer Bill of Rights', 'File and pay sales/use tax on boats and vehicles', and 'Request motor vehicle sales tax abatement'. The 'Business' column includes 'Request a certificate of good standing', 'Verify sales tax resale certificate', and 'Submit annual certification of entity tax status'. The 'Individual' column includes 'Request copy of previously filed tax return', 'Request a certificate of good standing', 'Use late file/pay penalty and interest calculator', 'Explore personal income tax filing options', and 'Use estimated tax penalty calculator (M-2210)'.

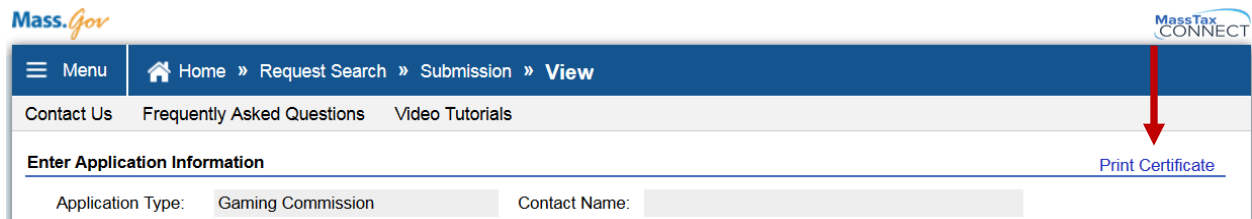
7. Enter the email you used in Step 3 along with the confirmation code from Step 5 and click on "Search".

The screenshot shows the 'Request Search' page in a staging environment. At the top is an orange bar with the text 'Staging Environment'. Below it is the 'Mass.gov' logo. The main header area contains the 'MassTax CONNECT' logo. A navigation bar at the bottom of the header shows 'Menu' and 'Home » Request Search'. Below the navigation bar are links for 'Contact Us', 'Frequently Asked Questions', and 'Video Tutorials'. The main content area is titled 'Search for an Existing Request' and features a search form. The form has two input fields: 'Email' with the value 'spock@gmail.com' and 'Confirmation Code' with the value 'fzswdx'. Below the input fields is a blue 'Search' button, which is highlighted with a red arrow pointing to it. At the bottom right of the form is a 'Cancel' button.

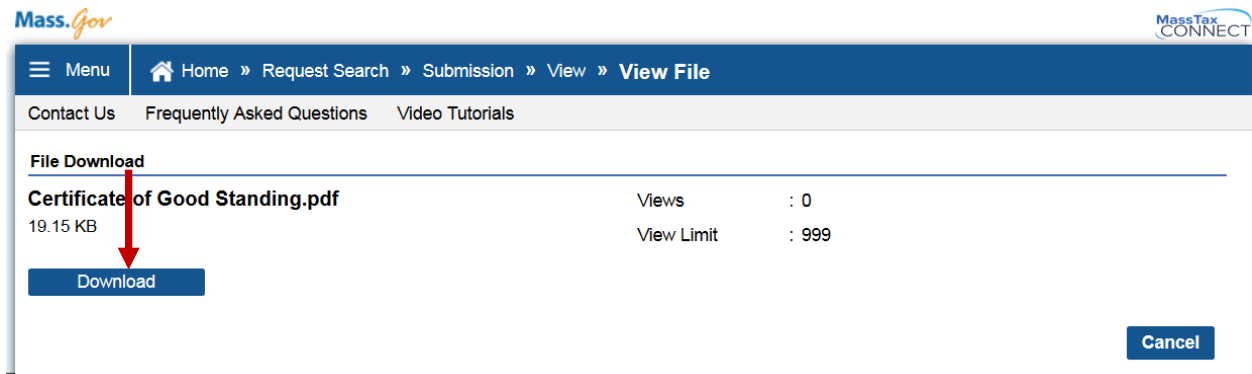
8. Click "View"



9. Click "Print Certificate"



10. Click "Download" and your Certificate of Good Standing will be downloaded to your computer.



11. If your Certificate of Good Standing is not available, follow the instructions provided.